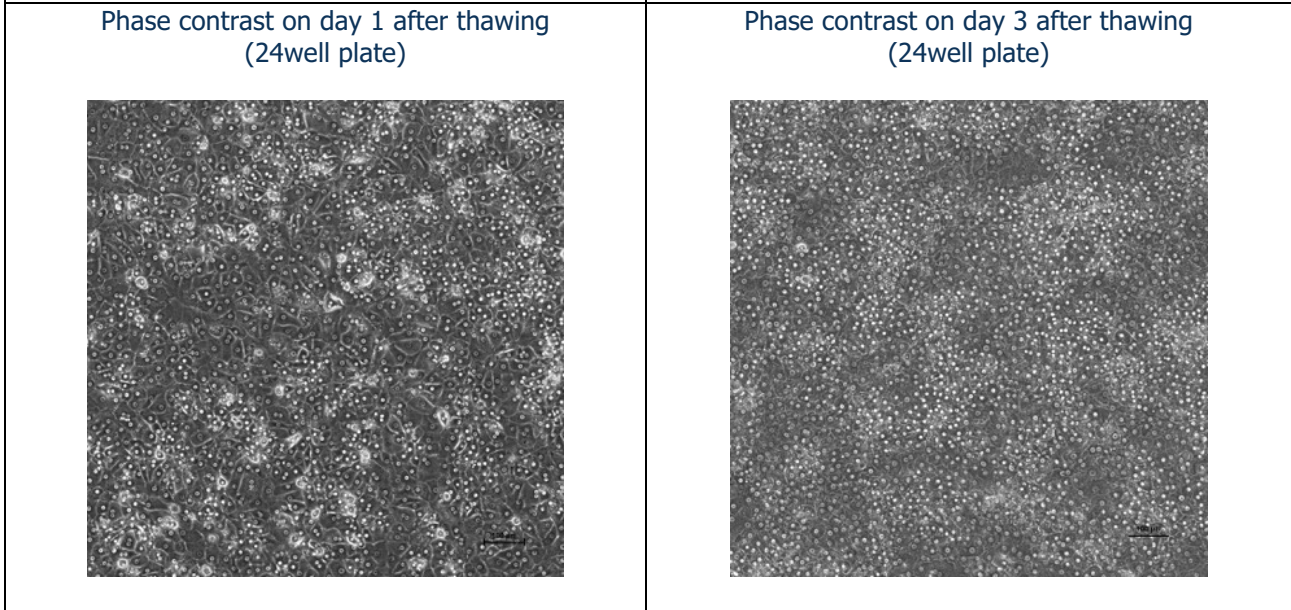


CHCP-I-T Cryopreserved Plateable Cynomolgus Hepatocytes for Induction and Transporter Assays	
Cell Specification	
Lot CH130807	Batch Release: June 9, 2017

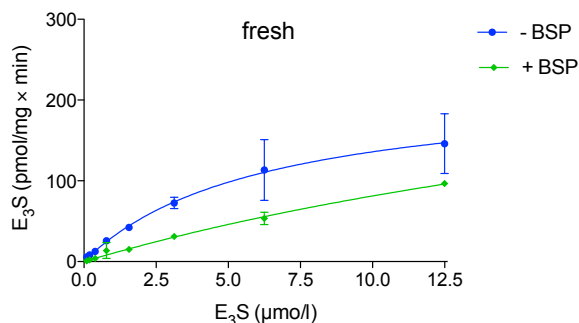
Species: <i>Macaca fascicularis</i> Gender: female Age: 5 years 5 months	Serology: negative for Filovirus/Ebola-like, SRV, SIV, STLV-1
Cryopreservation: Date: August 07, 2013 Amount per vial: 10.2 x 10 ⁶ cells	Thawing: Post-thaw viability: 91 % Post-thaw yield per vial: 7.4 x 10 ⁶ cells Recovery: 73 %



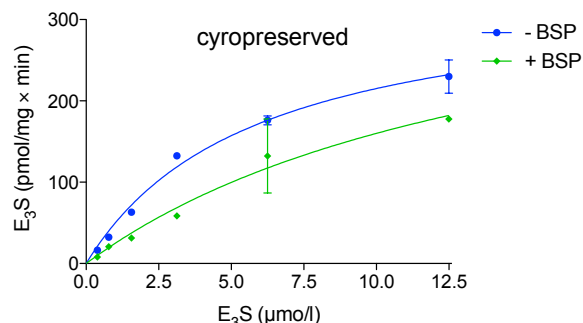
Recommended seeding density on collagen-coated plates:
 24well plate – 300,000 cells/well
 96well plate – 70,000 cells/well
 Culture in Human Hepatocyte Maintenance Medium (HHMM)

CYP P450 activity in culture after thawing:	pmol/(mg × min)	X-fold induction
Ethoxyresorufin-O-deethylation:	24well: 24.3 ± 1.5	6.3
Induction with 25 µM beta-naphthoflavone	96well: 38.6 ± 7.7	4.4

Uptake Transporters: uptake of Estrone 3-sulfate (E₃S) with (green) or without (blue) competitive inhibitor Bromosulfophthalein (BSP, 100 μM) in fresh and cryopreserved hepatocytes after 2 min incubation.

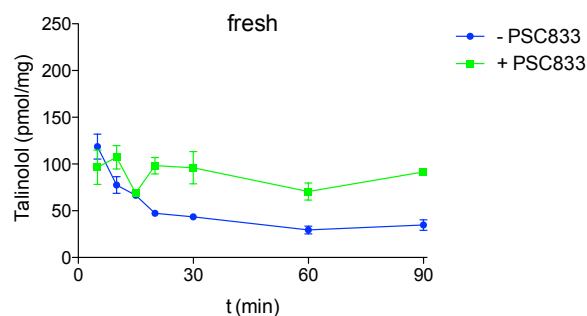


	- BSP	+ BSP
K_m (μmol/l)	6.2 ± 1.8	32.9 ± 11
V_{max} (pmol/mg × min)	220 ± 31	349 ± 91

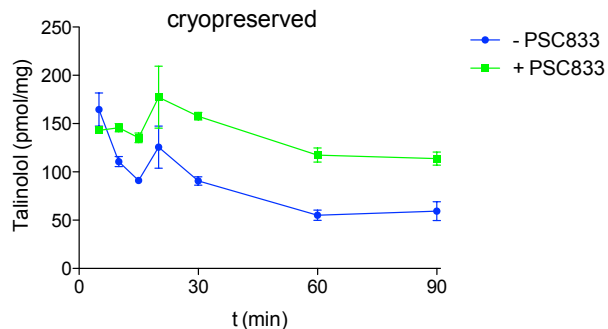


	- BSP	+ BSP
K_m (μmol/l)	5.8 ± 0.7	15.3 ± 6.4
V_{max} (pmol/mg × min)	341 ± 20	405 ± 107

Efflux transporter: efflux of Talinolol via P-glycoprotein (P-gp) with (green) or without (blue) the specific P-gp inhibitor PSC833 in fresh and cryopreserved hepatocytes (after 5 min preincubation with 10 μM Talinolol).



	PSC833	
	-	+
AUC ((pmol/mg) × min)	4747	9811



	PSC833	
	-	+
AUC ((pmol/mg) × min)	6722	11477

Note: Yield, viability, recovery and activity assays were performed at PRIMACYT using PRIMACYT's manual for thawing, plating and culture of primary cryopreserved hepatocytes.

Issued by: A. Ullrich

Checked by: C. Garve